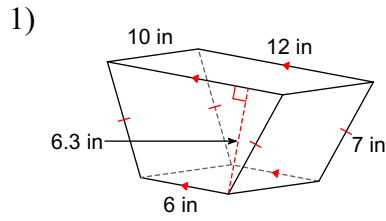
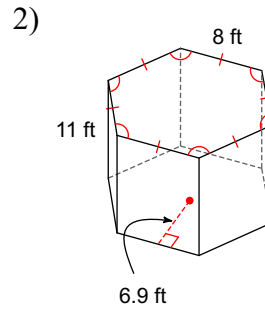


Assignment

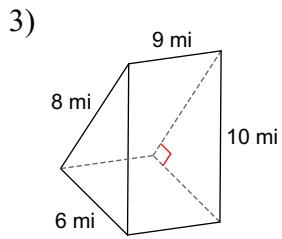
Find the lateral area and surface area of each right prism. Round your answers to the nearest tenth, if necessary.



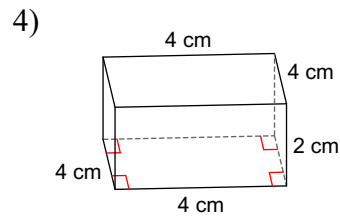
320 in<sup>2</sup>; 433.4 in<sup>2</sup>



528 ft<sup>2</sup>; 859.2 ft<sup>2</sup>

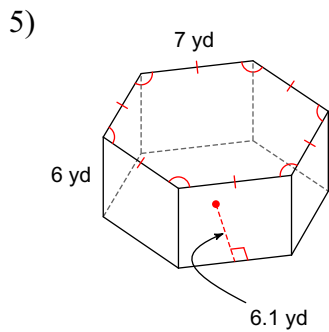


216 mi<sup>2</sup>; 264 mi<sup>2</sup>

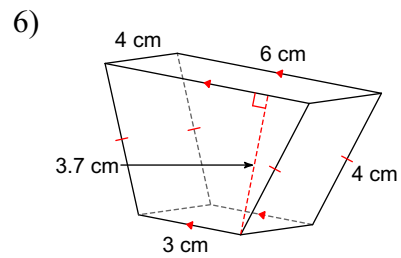


32 cm<sup>2</sup>; 64 cm<sup>2</sup>

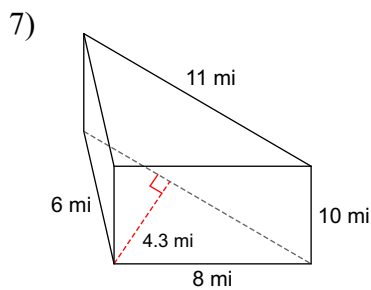
Find the volume of each prism. Round your answers to the nearest tenth, if necessary.



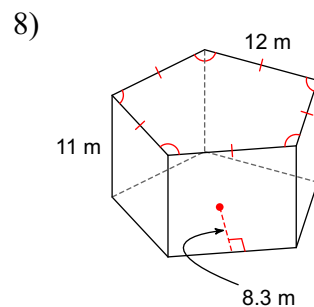
768.6 yd<sup>3</sup>



66.6 cm<sup>3</sup>



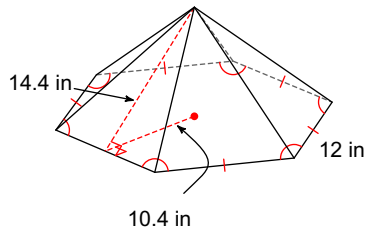
236.5 mi<sup>3</sup>



2739 m<sup>3</sup>

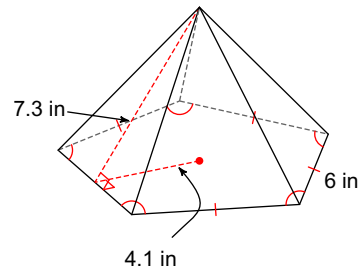
**Find the lateral area and surface area of each regular pyramid. Round your answers to the nearest tenth, if necessary.**

9)



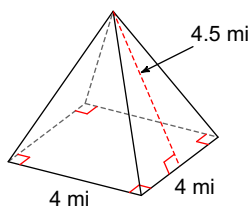
**518.4 in<sup>2</sup>; 892.8 in<sup>2</sup>**

10)



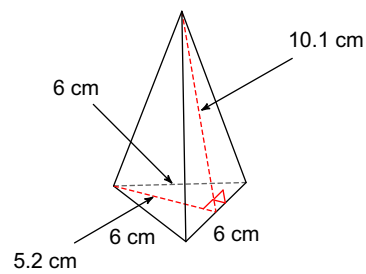
**109.5 in<sup>2</sup>; 171 in<sup>2</sup>**

11)



**36 mi<sup>2</sup>; 52 mi<sup>2</sup>**

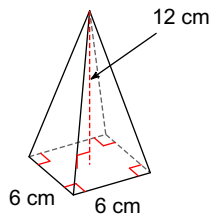
12)



**90.9 cm<sup>2</sup>; 106.5 cm<sup>2</sup>**

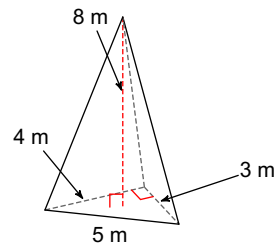
**Find the volume of each pyramid. Round your answers to the nearest tenth, if necessary.**

13)



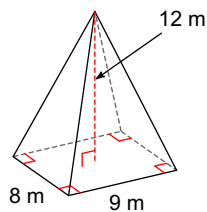
**144 cm<sup>3</sup>**

14)



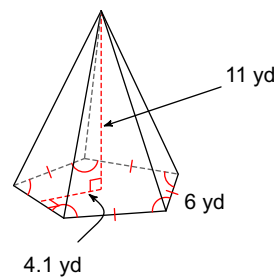
**16 m<sup>3</sup>**

15)



**288 m<sup>3</sup>**

16)



**225.5 yd<sup>3</sup>**